

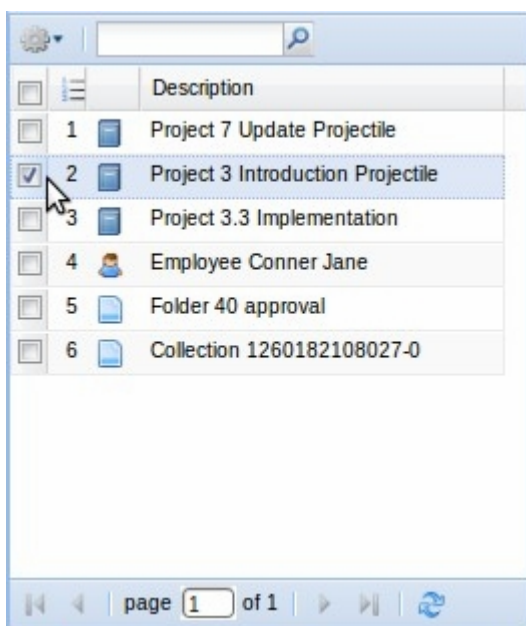
[previous](#) [Home](#) [next](#)

# 3.06 Reportgenerator "ReportMaker" (continued 6)

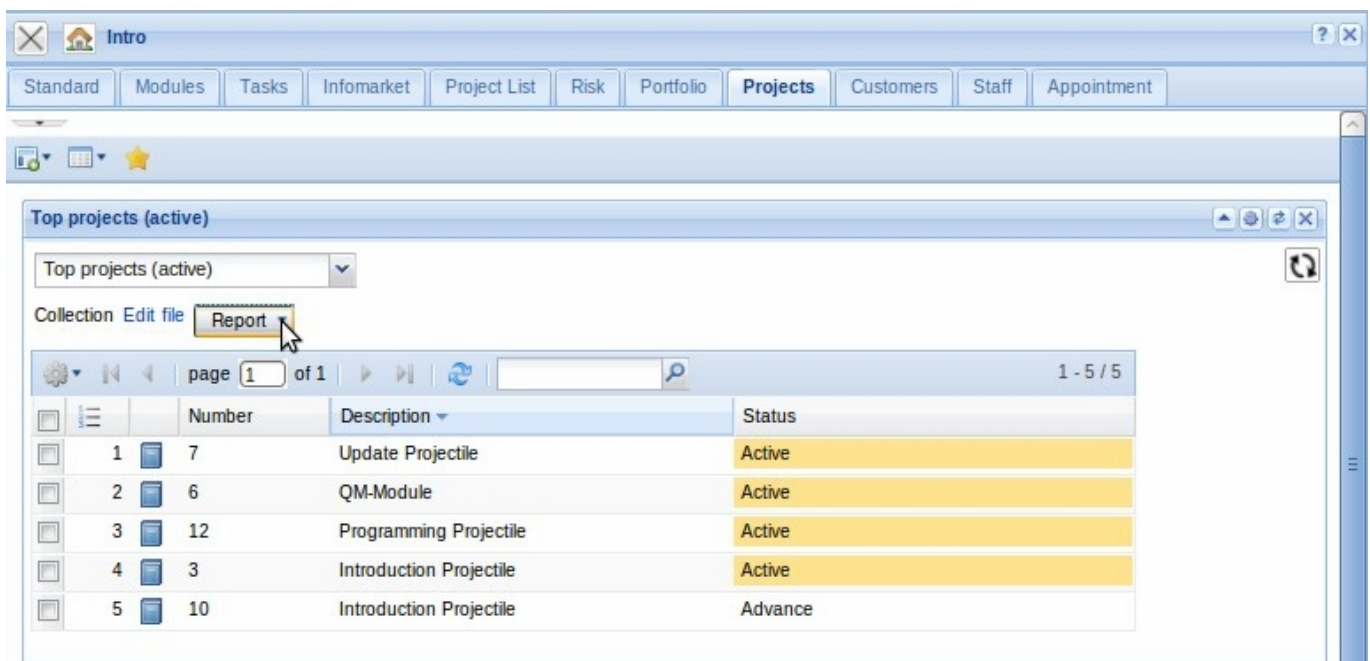
Key figures

## Examples:

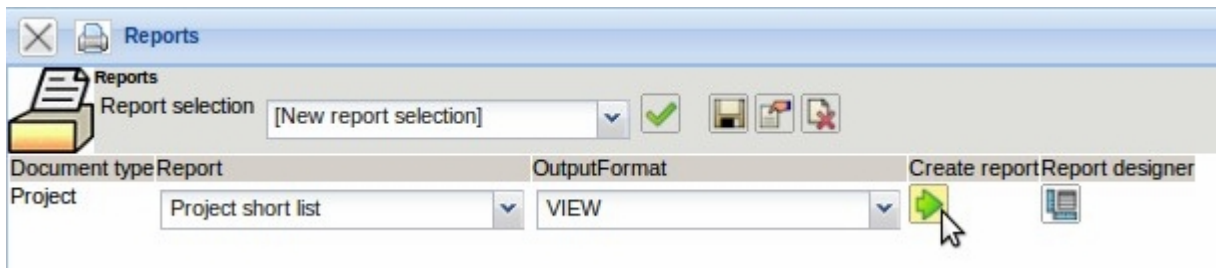
In the following examples, in a project overview key figures without limitation are used.



From a advanced search or result list, data will be ...



... passed to the report generator.



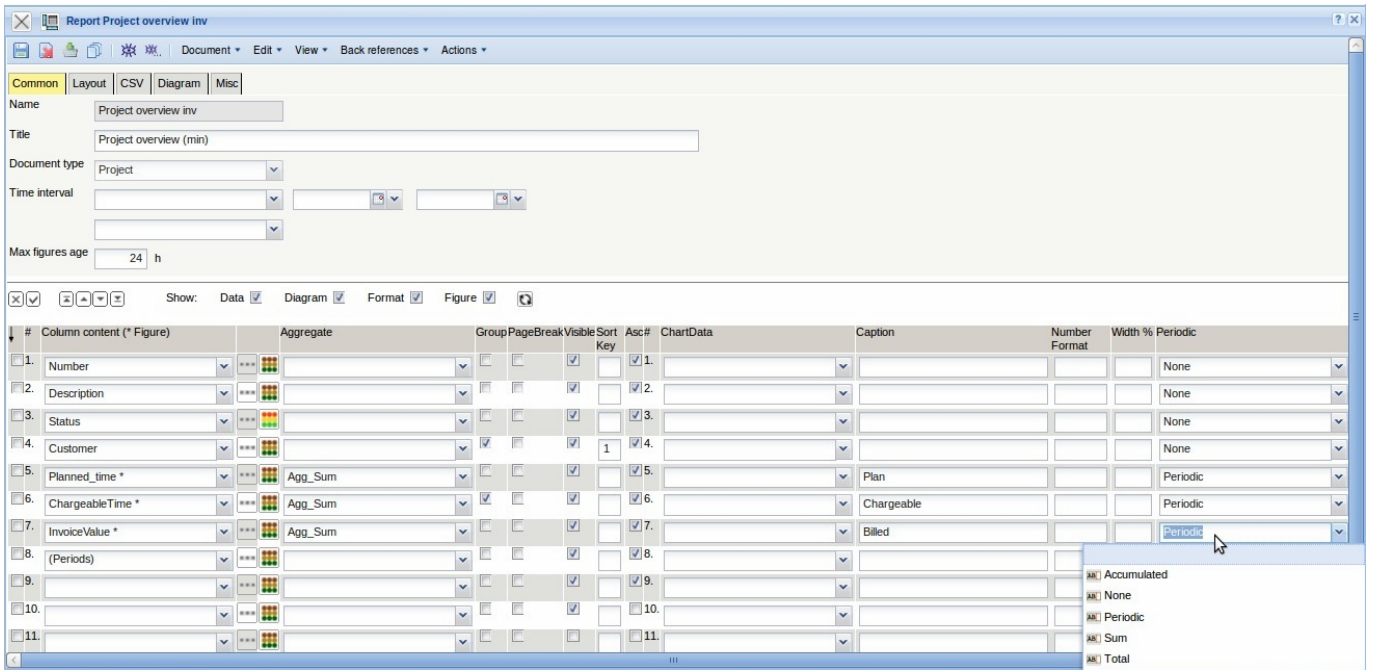
After selection of the report and the output format ...

Number	Description	Status	Planned Begin	Planned End	Customer	Branch	Contact	Actual Time	Plan Time	Difference	Remaining value
10	Introduction Projectile	Advance	04.11.2009	11.11.2009	John Green Ltd.	Software		3,50	0,00	-3,50	0,0
12	Programming Projectile	Active	30.11.2009	09.12.2009	John Green Ltd.	Software		16,42	50,00	33,58	0,0
					John Green Ltd.						0,0
3	Introduction Projectile	Active	09.06.2009	31.12.2009	TLC Telecommunications Corporation	Telecommunication	Williams George	197,17	187,50	-9,67	105,6
6	QM-Module	Active	15.08.2009	31.12.2009	TLC Telecommunications Corporation	Telecommunication	Williams George	10,00	16,00	6,00	0,0
7	Update Projectile	Active	16.10.2009	30.11.2009	TLC Telecommunications Corporation	Telecommunication	Williams George	0,00	8,00	8,00	0,0
					TLC Telecommunications Corporation						105,6
					Sum						105,6

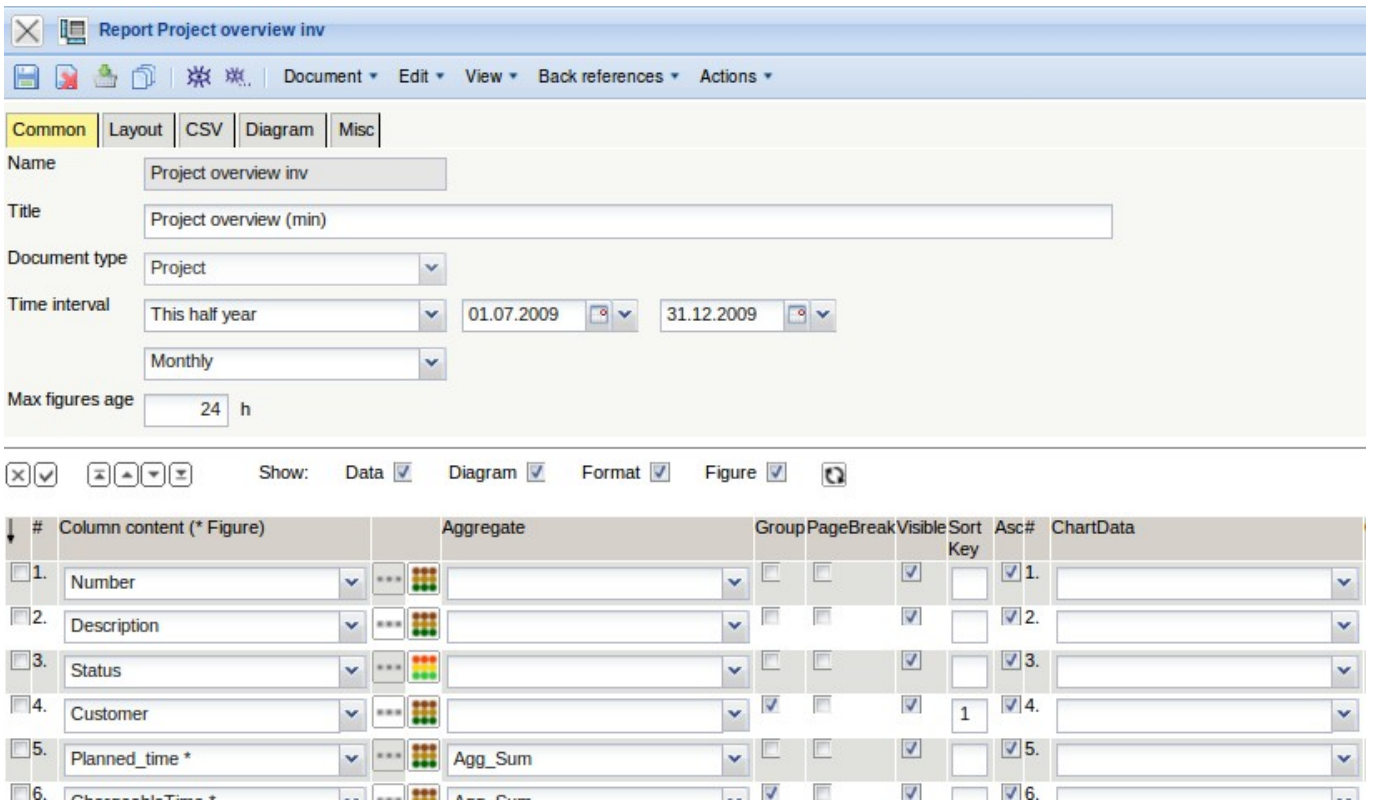
... the report is then created.

Stored queries and reports can be individually stored in the input screen (see also chapter [3.02.4 Alternative work area](#)).

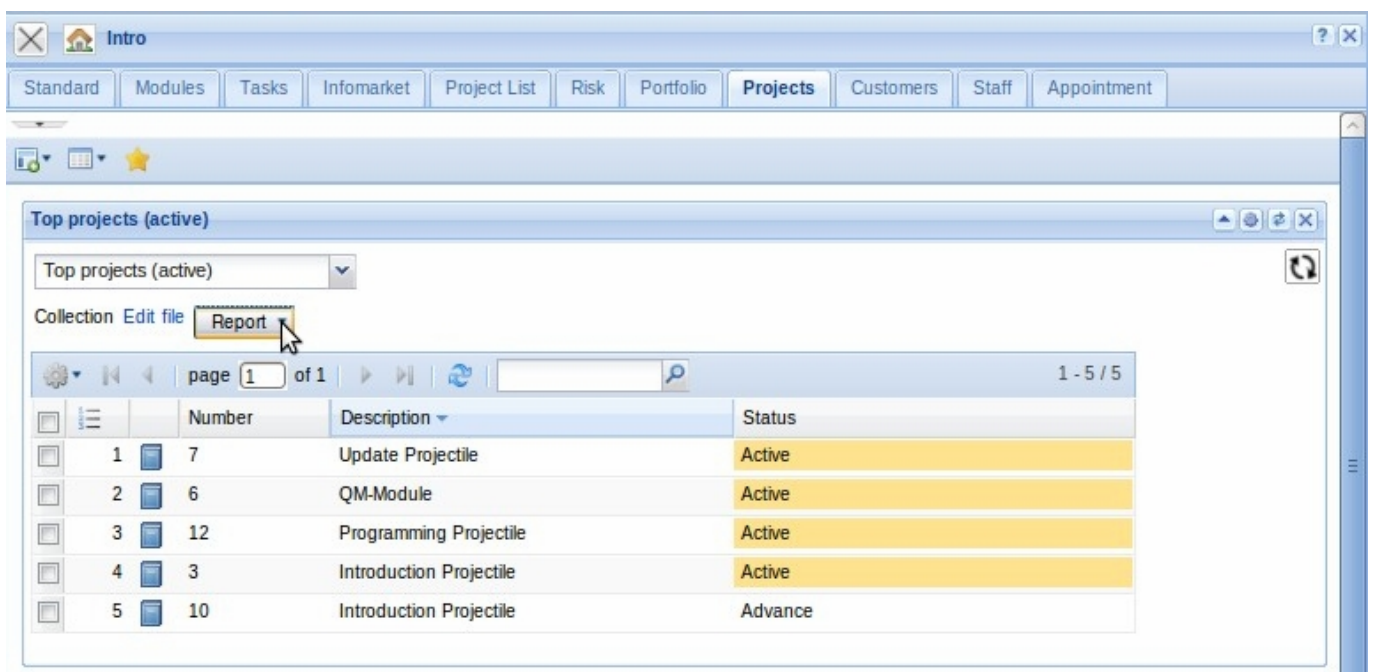
In following examples, in a project overview key figures within a time span are used. For the key figures are features of the periods defined in the last column. In the example, the key figures are periodically limited. The entry (periods) in line 8 controls the use of periodic key figures.



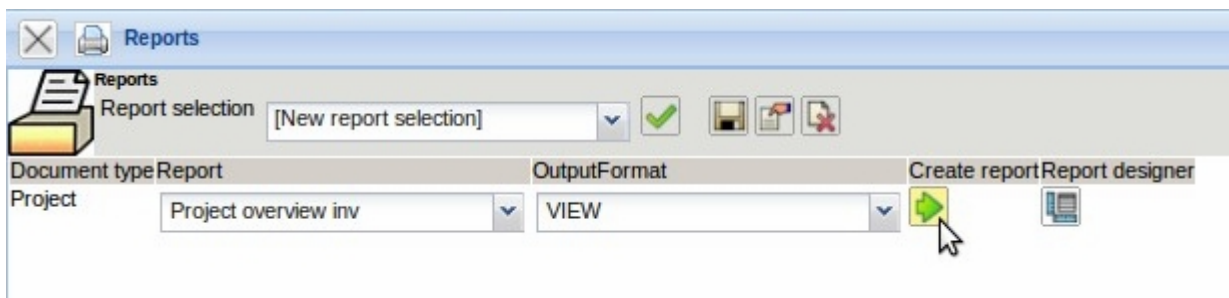
In the top part of the report definition, a time interval (this half year) and the period for the limitation (on monthly basis) can be entered. These entries are the defaults in the dialog for generating the report.



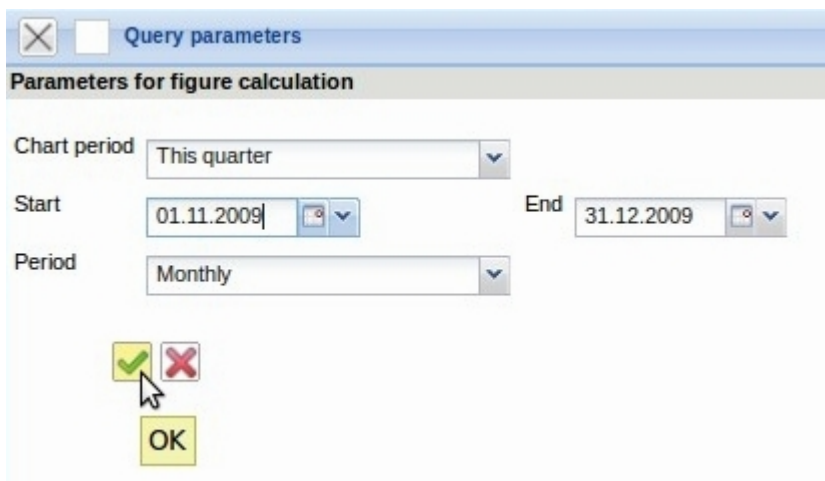
From a advanced search or result list, data will be once again ...



... passed to the report generator.



After the report is generated, a dialog with the defaults of the report appears.



After selection of the chart period and the period, the report is then created.

Projektübersicht															
Nummer	Bezeichnung	Status	Kunde	Plan Q 01/2006	Fakturierbar Q 01/2006	Fakturiert Q 01/2006	Plan Q 02/2006	Fakturierbar Q 02/2006	Fakturiert Q 02/2006	Plan Q 03/2006	Fakturierbar Q 03/2006	Fakturiert Q 03/2006	Plan Q 04/2006	Fakturierbar Q 04/2006	Fakturiert Q 04/2006
106	Einführung Projectile	Vorleistung	Airbus Deutschland GmbH	0,00	0,00	48,16	0,00	0,00	48,72	0,00	0,00	49,25	51.720,00	7.235,00	49,28
			Airbus Deutschland GmbH	0,00	0,00	48,16	0,00	0,00	48,72	0,00	0,00	49,25	51.720,00	7.235,00	49,28
BMW06	Implementation TransportManager	aktiv	BMW AG	31.667,05	640,00	0,00	0,00	0,00	0,00	0,00	0,00	0,00	0,00	0,00	0,00
BMW03	SAP Add-ons BMW	aktiv	BMW AG	0,00	10.160,00	0,00	0,00	0,00	0,00	0,00	0,00	0,00	0,00	0,00	25.360,00
93	RM-Modul	aktiv	BMW AG	0,00	0,00	0,00	0,00	0,00	0,00	0,00	0,00	0,00	0,00	0,00	0,00
			BMW AG	31.667,05	10.800,00	0,00	0,00	0,00	0,00	0,00	0,00	0,00	0,00	0,00	25.360,00
CS07	Einführung Projectile	aktiv	CONSULT Holding	0,00	0,00	0,00	6.533,23	3.040,00	0,00	18.186,77	16.215,00	0,00	0,00	0,00	29.505,51
92	QM-Modul	aktiv	CONSULT Holding	0,00	0,00	0,00	0,00	0,00	0,00	0,00	0,00	0,00	20.075,43	10.150,00	0,00
			CONSULT Holding	0,00	0,00	0,00	6.533,23	3.040,00	0,00	18.186,77	16.215,00	0,00	20.075,43	10.150,00	29.505,51
100	Einführung Fibu	aktiv	Jökler Software GmbH	0,00	0,00	0,00	0,00	0,00	0,00	0,00	0,00	0,00	835,16	1.050,00	0,00
			Jökler Software GmbH	0,00	0,00	0,00	0,00	0,00	0,00	0,00	0,00	0,00	835,16	1.050,00	0,00
VF09	Einführung Projectile	aktiv	Vattenfall Europe	5.282,57	19.153,75	0,00	12.218,71	2.640,00	0,00	8.578,72	250,00	0,00	0,00	0,00	0,00
DS09	Einführung Risikomanagement	aktiv	Vattenfall Europe	23.650,48	1.480,00	0,00	1.569,52	9.660,00	0,00	0,00	0,00	0,00	0,00	0,00	0,00
			Vattenfall Europe	28.933,05	20.633,75	0,00	13.788,23	12.300,00	0,00	8.578,72	250,00	0,00	0,00	0,00	0,00
			Summe	60.600,10	31.433,75	48,16	20.321,45	15.340,00	48,72	26.765,50	16.465,00	49,25	72.630,59	18.435,00	54.914,79

From: <https://infodesire.net/dokuwiki/> - **Projectile-Online-Handbuch**

Permanent link: [https://infodesire.net/dokuwiki/doku.php?id=en:handbuch:kapitel\\_3:3.6\\_fortsetzung\\_6&rev=1260533228](https://infodesire.net/dokuwiki/doku.php?id=en:handbuch:kapitel_3:3.6_fortsetzung_6&rev=1260533228)

Last update: **2019/10/25 14:09**

