

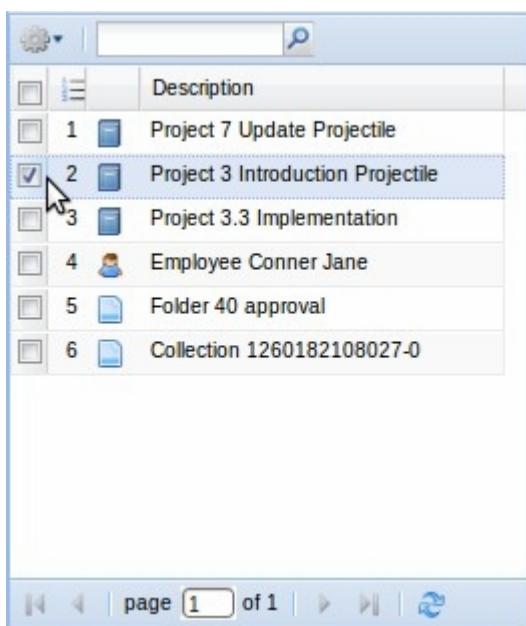
[previous](#) [Home](#) [next](#)

# 3.06 Reportgenerator "ReportMaker" (continued 6)

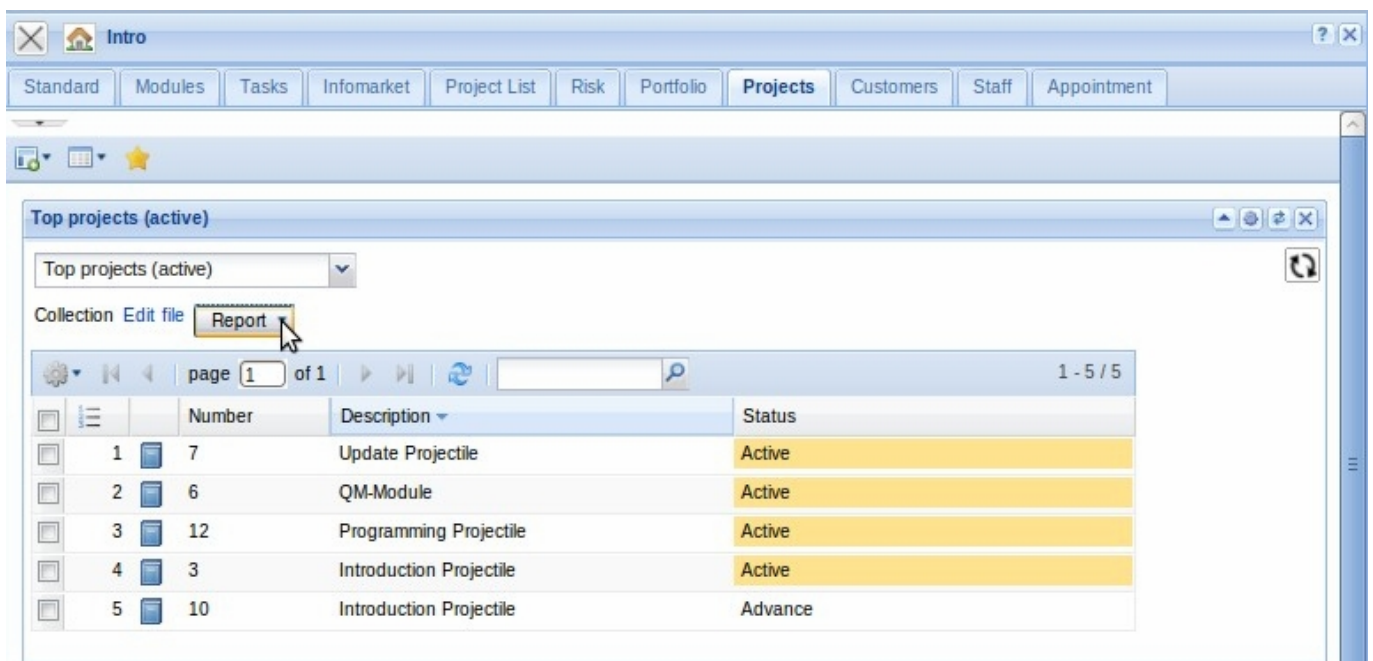
Key figures

## Examples:

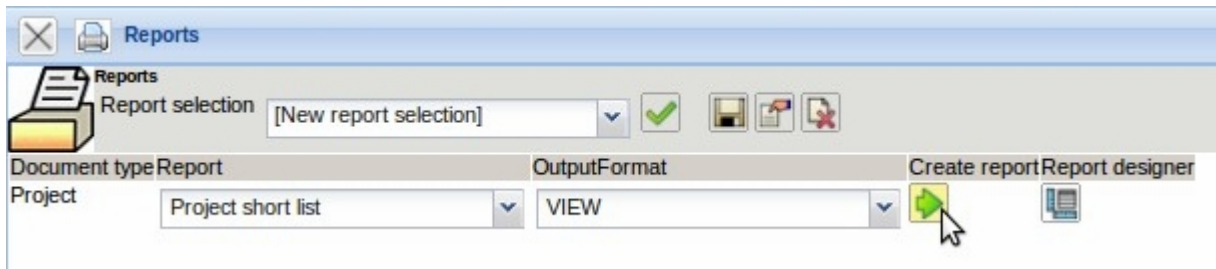
In the following examples, in a project overview key figures without limitation are used.



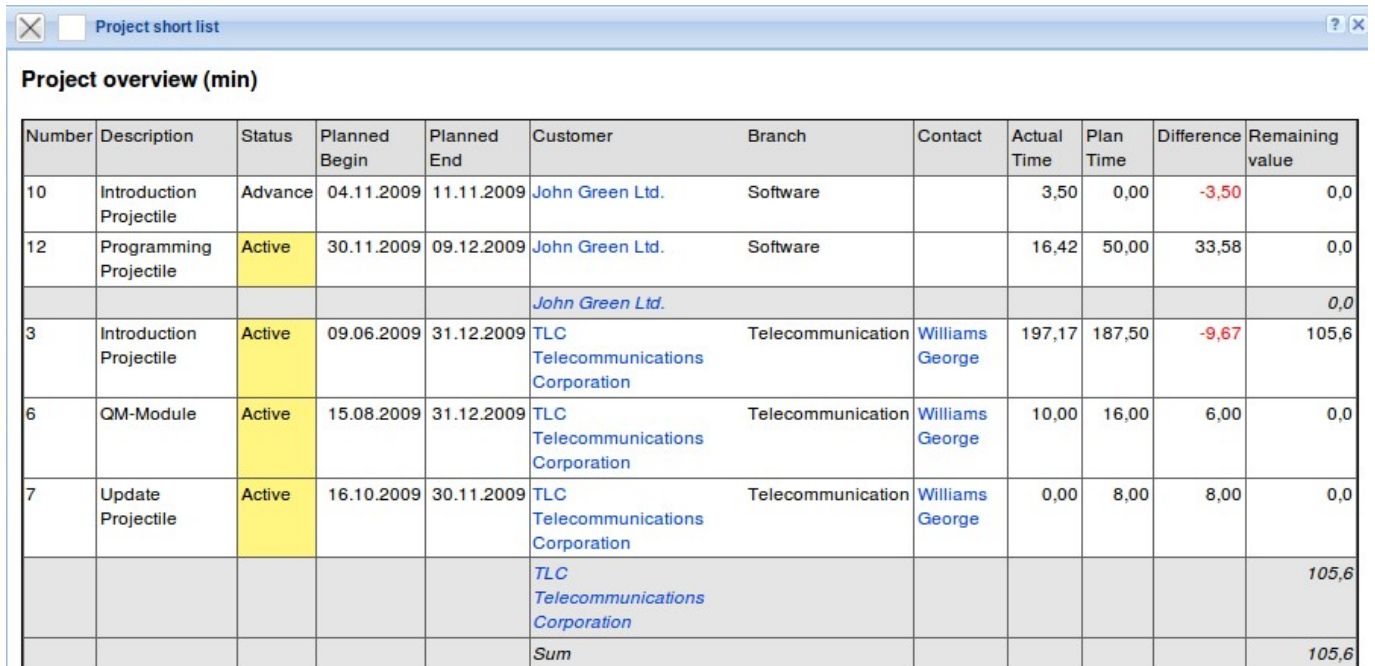
From a advanced search or result list, data will be ...



... passed to the report generator.



After selection of the report and the output format ...

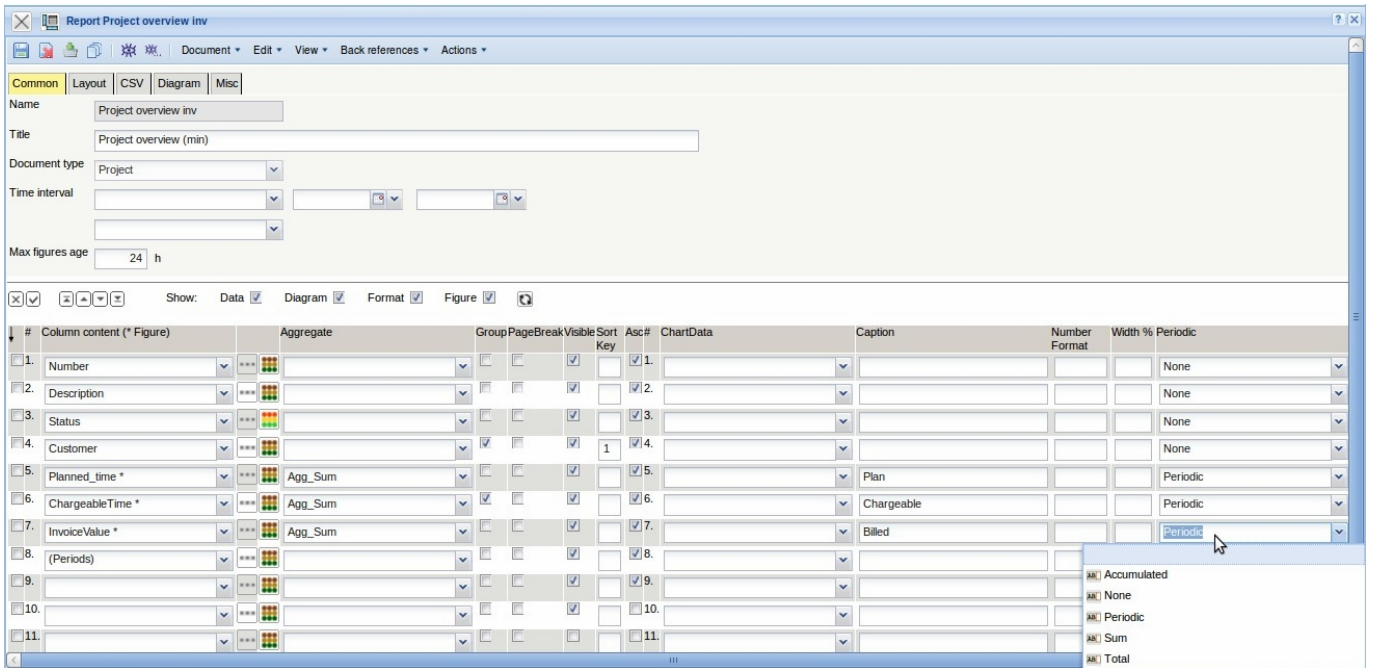
A screenshot of a window titled "Project short list" displaying a table with the following data:

Number	Description	Status	Planned Begin	Planned End	Customer	Branch	Contact	Actual Time	Plan Time	Difference	Remaining value
10	Introduction Projectile	Advance	04.11.2009	11.11.2009	John Green Ltd.	Software		3,50	0,00	-3,50	0,0
12	Programming Projectile	Active	30.11.2009	09.12.2009	John Green Ltd.	Software		16,42	50,00	33,58	0,0
<i>John Green Ltd.</i>											
3	Introduction Projectile	Active	09.06.2009	31.12.2009	TLC Telecommunications Corporation	Telecommunication	Williams George	197,17	187,50	-9,67	105,6
6	QM-Module	Active	15.08.2009	31.12.2009	TLC Telecommunications Corporation	Telecommunication	Williams George	10,00	16,00	6,00	0,0
7	Update Projectile	Active	16.10.2009	30.11.2009	TLC Telecommunications Corporation	Telecommunication	Williams George	0,00	8,00	8,00	0,0
<i>TLC Telecommunications Corporation</i>											
<i>Sum</i>											
105,6											

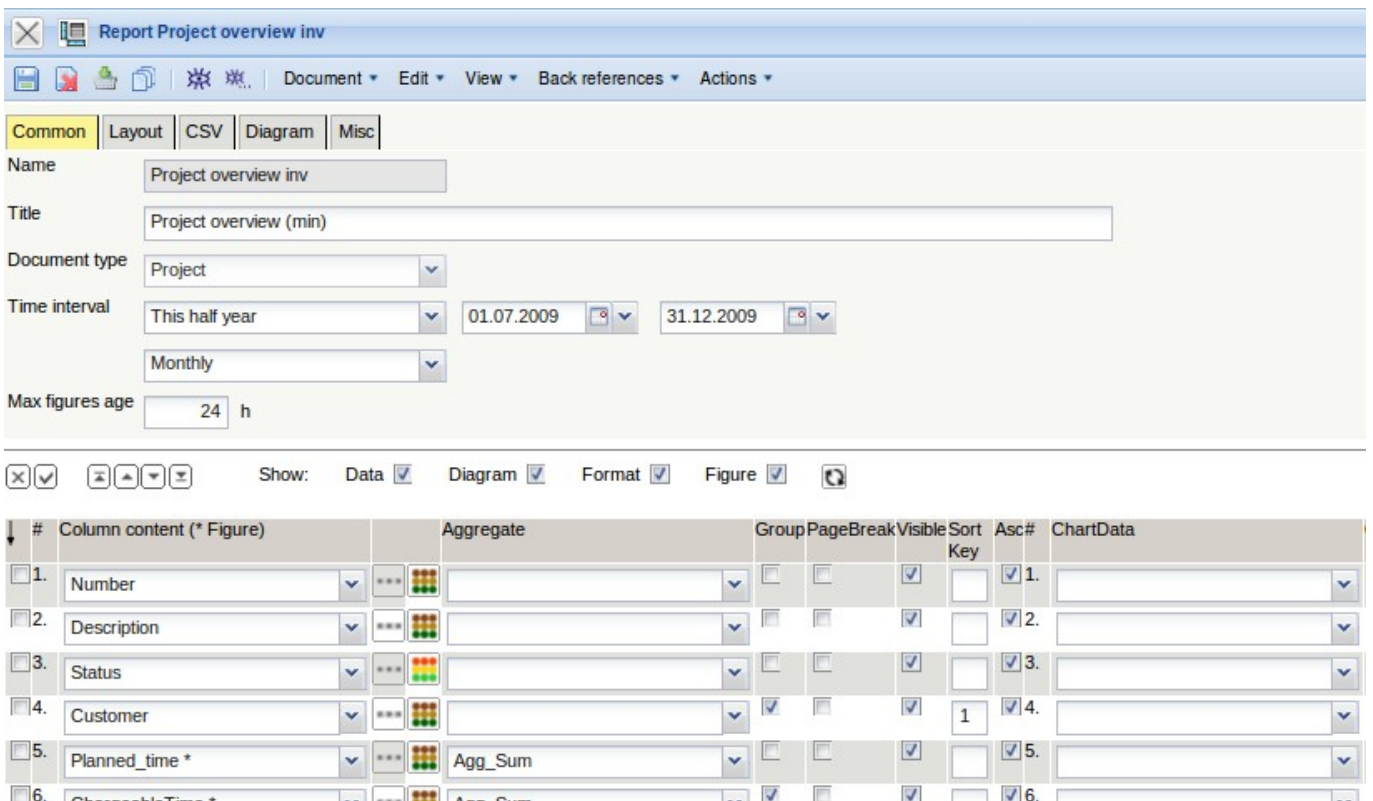
... the report is then created.

Stored queries and reports can be individually stored in the input screen (see also chapter [3.02.4 Alternative work area](#)).

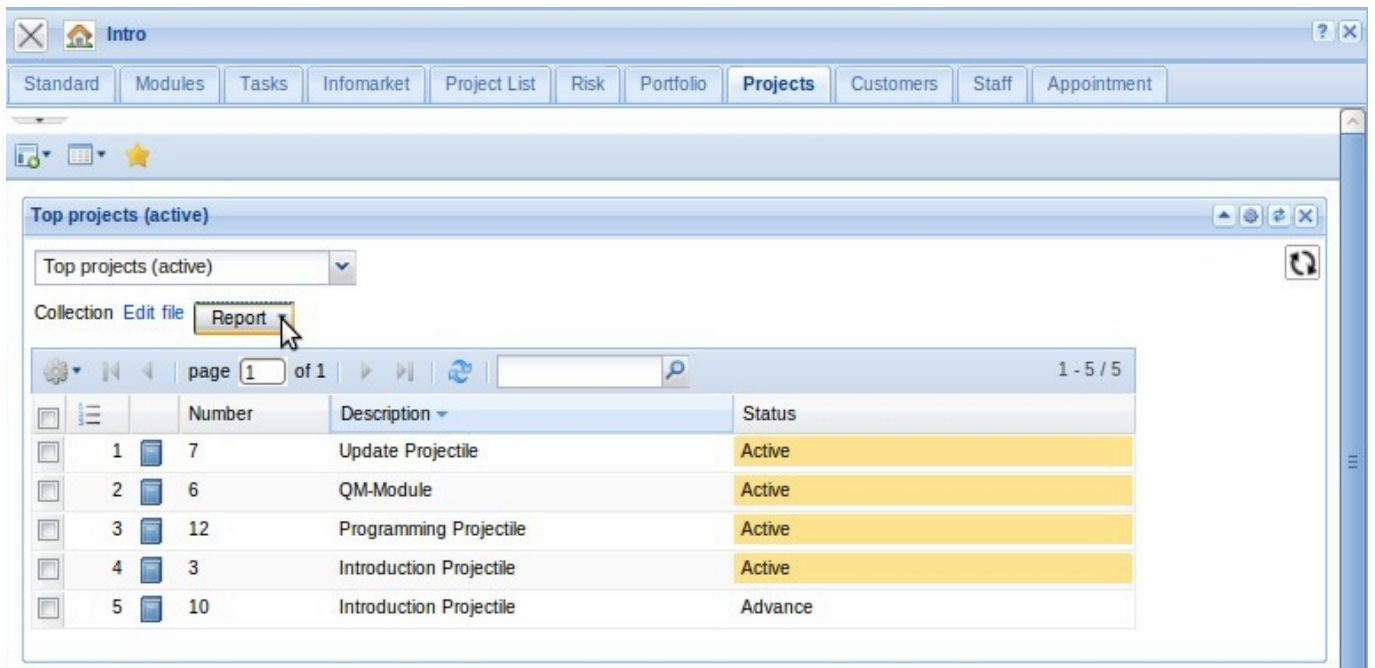
In following examples, in a project overview key figures within a time span are used. For the key figures are features of the periods defined in the last column. In the example, the key figures are periodically limited. The entry (periods) in line 8 controls the use of periodic key figures.



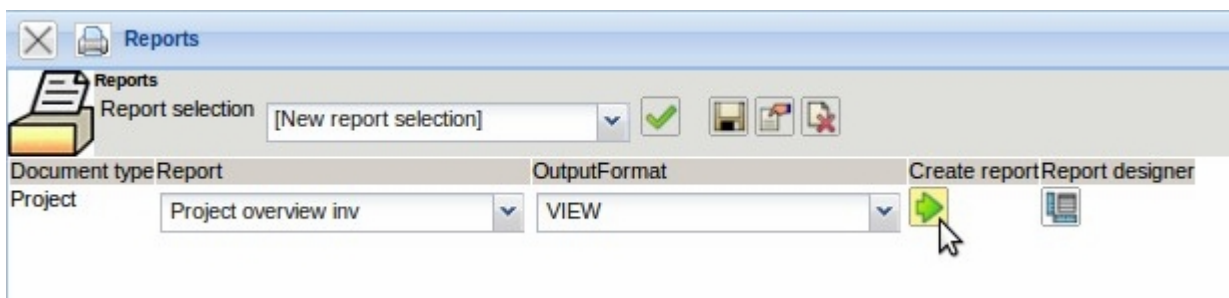
In the top part of the report definition, a time interval (this half year) and the period for the limitation (on monthly basis) can be entered. These entries are the defaults in the dialog for generating the report.



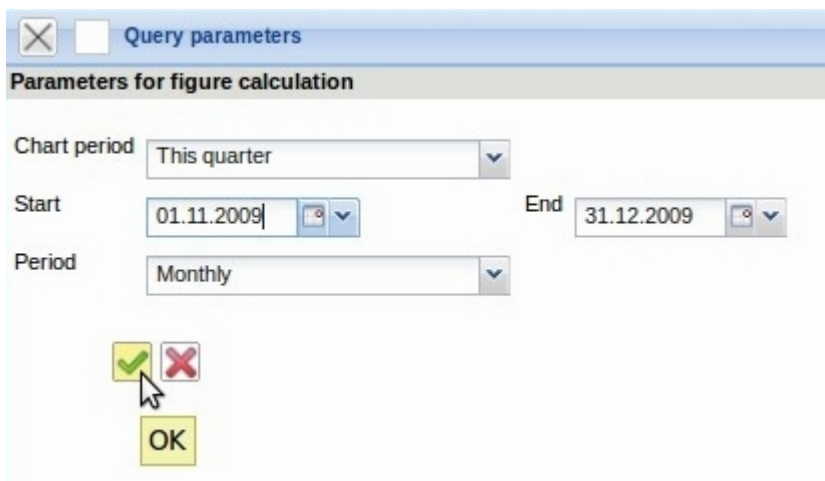
From a advanced search or result list, data will be once again ...



... passed to the report generator.



After the report is generated, a dialog with the defaults of the report appears.



After selection of the chart period and the period, the report is then created.

**Project overview (min)**

Number	Description	Status	Customer	Plan 11/09	Chargeable 11/09	Billed 11/09	Plan 12/09	Chargeable 12/09	Billed 12/09
10	Introduction Projectile	Advance	John Green Ltd.	30,00	0,00	0,00	0,00	3,50	0,00
				30,00	0,00	0,00	0,00	3,50	0,00
				30,00	0,00	0,00	0,00	3,50	0,00
12	Programming Projectile	Active	John Green Ltd.	6,25	5,00	0,00	43,75	16,42	0,00
				6,25	5,00	0,00	43,75	16,42	0,00
				6,25	5,00	0,00	43,75	16,42	0,00
			John Green Ltd.	36,25	5,00	0,00	43,75	19,92	0,00
3	Introduction Projectile	Active	TLC Telecommunications Corporation	34,11	30,00	0,00	29,63	0,00	10.152,50
				34,11	30,00	0,00	29,63	0,00	10.152,50
				34,11	30,00	0,00	29,63	0,00	10.152,50
6	QM-Module	Active	TLC Telecommunications Corporation	4,83	4,00	0,00	5,41	7,00	0,00
				4,83	4,00	0,00	5,41	7,00	0,00
				4,83	4,00	0,00	5,41	7,00	0,00
7	Update Projectile	Active	TLC Telecommunications Corporation	66,19	0,00	0,00	0,00	0,00	0,00
				66,19	0,00	0,00	0,00	0,00	0,00
				66,19	0,00	0,00	0,00	0,00	0,00
			TLC Telecommunications Corporation	105,13	34,00	0,00	35,04	7,00	10.152,50
			Sum	141,38	0,00	0,00	78,79	0,00	10.152,50

From:  
<https://infodesire.net/dokuwiki/> - **Projectile-Online-Handbuch**

Permanent link:  
[https://infodesire.net/dokuwiki/doku.php?id=en:handbuch:kapitel\\_3:3.6\\_fortsetzung\\_6](https://infodesire.net/dokuwiki/doku.php?id=en:handbuch:kapitel_3:3.6_fortsetzung_6)

Last update: **2019/10/25 14:11**

