



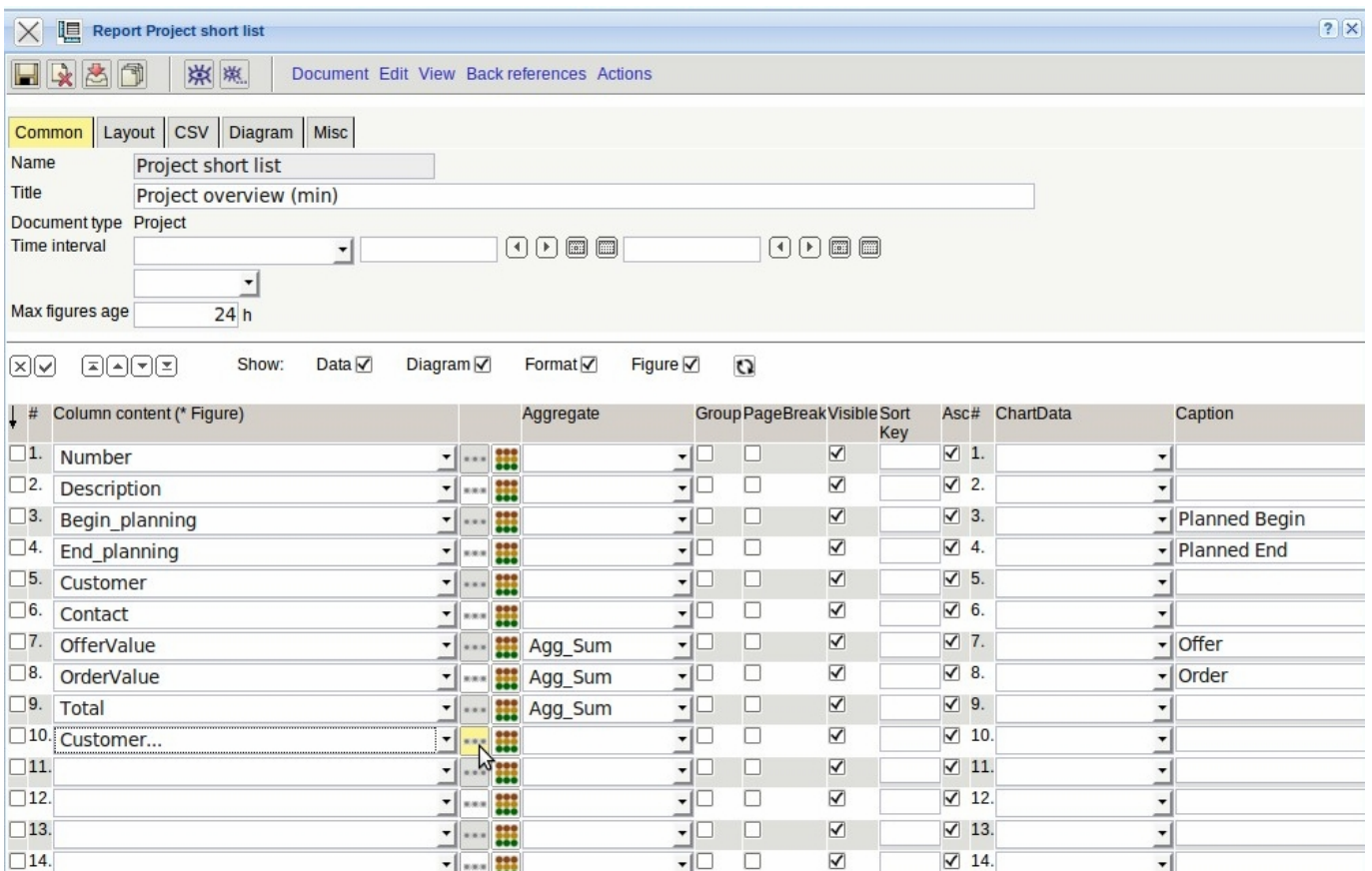
[previous](#) [Home](#) [next](#)

3.06 Reportgenerator "ReportMaker" (continued 2)

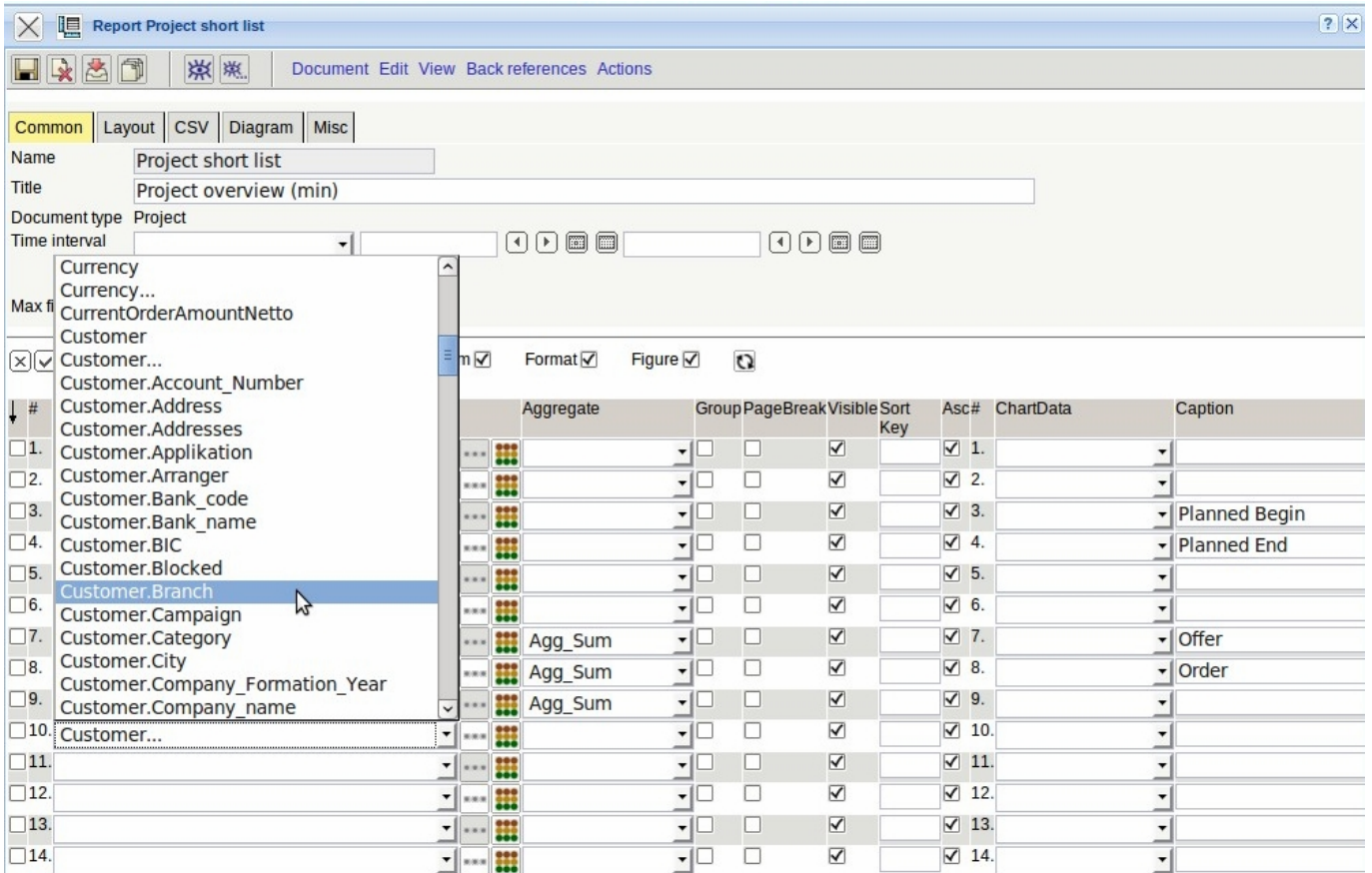
Functions of the ReportDesigner

The following example expanded functionalities of the designer are defined with the help of "project short list".

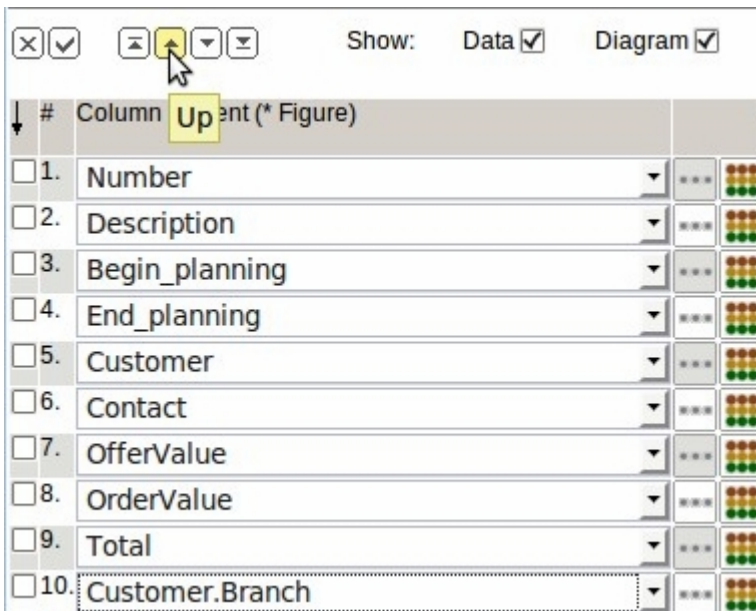
First, a new element for the report is created by using . In the selection list 'column content', referenced elements are available, depending on the document type. In the example for the project report the document type project is selected. The element customer, which is extracted from the customer system. These links can also be used in the ReportMaker. If a field within the selection box contains "...", the functionality  can be used to select the available elements of the linked document.



In the example, in addition to the customer of the projects, the associated branch is also displayed.



Then the field can be reordered. The field is moved to the top using 'up' (several times) ...



... until the desired position is reached.

By using the functionality formulas can be used.

After saving the report, the formula for the internationalization of the report will be reformatted. The new field "difference" is then shifted one position upward.

Report Project short list

Document Edit View Back references Actions

Common | Layout | CSV | Diagram | Misc

Name: Project short list
Title: Project overview (min)
Document type: Project
Time interval: [dropdown] [input] [left] [right] [grid] [grid] [input] [left] [right] [grid] [grid]
Max figures age: 24 h

Show: Data Diagram Format Figure

#	Column	Unit (* Figure)	Aggregate	Group	PageBreak	Visible	Sort Key	Asc#	ChartData	Caption
<input type="checkbox"/>	1.	Number		<input type="checkbox"/>	<input type="checkbox"/>	<input checked="" type="checkbox"/>		<input checked="" type="checkbox"/>	1.	
<input type="checkbox"/>	2.	Description		<input type="checkbox"/>	<input type="checkbox"/>	<input checked="" type="checkbox"/>		<input checked="" type="checkbox"/>	2.	
<input type="checkbox"/>	3.	Begin_planning		<input type="checkbox"/>	<input type="checkbox"/>	<input checked="" type="checkbox"/>		<input checked="" type="checkbox"/>	3.	Planned Begin
<input type="checkbox"/>	4.	End_planning		<input type="checkbox"/>	<input type="checkbox"/>	<input checked="" type="checkbox"/>		<input checked="" type="checkbox"/>	4.	Planned End
<input type="checkbox"/>	5.	Customer		<input checked="" type="checkbox"/>	<input type="checkbox"/>	<input checked="" type="checkbox"/>	1	<input checked="" type="checkbox"/>	5.	
<input type="checkbox"/>	6.	Customer.Branch		<input type="checkbox"/>	<input type="checkbox"/>	<input checked="" type="checkbox"/>		<input checked="" type="checkbox"/>	6.	
<input type="checkbox"/>	7.	Contact		<input type="checkbox"/>	<input type="checkbox"/>	<input checked="" type="checkbox"/>		<input checked="" type="checkbox"/>	7.	
<input type="checkbox"/>	8.	OfferValue	Agg_Sum	<input type="checkbox"/>	<input type="checkbox"/>	<input checked="" type="checkbox"/>		<input checked="" type="checkbox"/>	8.	Offer
<input type="checkbox"/>	9.	Actual_time_spent *		<input type="checkbox"/>	<input type="checkbox"/>	<input checked="" type="checkbox"/>		<input checked="" type="checkbox"/>	9.	Actual Time
<input type="checkbox"/>	10.	Planned_time *		<input type="checkbox"/>	<input type="checkbox"/>	<input checked="" type="checkbox"/>		<input checked="" type="checkbox"/>	10.	Plan Time
<input type="checkbox"/>	11.	Total	Agg_Sum	<input type="checkbox"/>	<input type="checkbox"/>	<input checked="" type="checkbox"/>		<input checked="" type="checkbox"/>	11.	
<input checked="" type="checkbox"/>	12.	(Formula)		<input type="checkbox"/>	<input type="checkbox"/>	<input checked="" type="checkbox"/>		<input checked="" type="checkbox"/>	12.	Difference

(Planned_time - Actual_time_spent)

Afterwards, it is sorted and grouped by "customer".

The screenshot shows the 'Report Project short list' window with the following configuration:

- Name: Project short list
- Title: Project overview (min)
- Document type: Project
- Time interval: [dropdown]
- Max figures age: 24 h
- Show: Data [checked], Diagram [checked], Format [checked], Figure [checked]

#	Column content (* Figure)	Aggregate	Group	PageBreak	Visible	Sort Key	Asc#	ChartData	Caption
<input type="checkbox"/>	1. Number		<input type="checkbox"/>	<input type="checkbox"/>	<input checked="" type="checkbox"/>		<input checked="" type="checkbox"/>	1.	
<input type="checkbox"/>	2. Description		<input type="checkbox"/>	<input type="checkbox"/>	<input checked="" type="checkbox"/>		<input checked="" type="checkbox"/>	2.	
<input type="checkbox"/>	3. Begin_planning		<input type="checkbox"/>	<input type="checkbox"/>	<input checked="" type="checkbox"/>		<input checked="" type="checkbox"/>	3.	Planned Begin
<input type="checkbox"/>	4. End_planning		<input type="checkbox"/>	<input type="checkbox"/>	<input checked="" type="checkbox"/>		<input checked="" type="checkbox"/>	4.	Planned End
<input type="checkbox"/>	5. Customer		<input checked="" type="checkbox"/>	<input type="checkbox"/>	<input checked="" type="checkbox"/>	1	<input checked="" type="checkbox"/>	5.	
<input type="checkbox"/>	6. Customer.Branch		<input type="checkbox"/>	<input type="checkbox"/>	<input checked="" type="checkbox"/>		<input checked="" type="checkbox"/>	6.	
<input type="checkbox"/>	7. Contact		<input type="checkbox"/>	<input type="checkbox"/>	<input checked="" type="checkbox"/>		<input checked="" type="checkbox"/>	7.	
<input type="checkbox"/>	8. OfferValue	Agg_Sum	<input type="checkbox"/>	<input type="checkbox"/>	<input checked="" type="checkbox"/>		<input checked="" type="checkbox"/>	8.	Offer
<input type="checkbox"/>	9. Actual_time_spent *		<input type="checkbox"/>	<input type="checkbox"/>	<input checked="" type="checkbox"/>		<input checked="" type="checkbox"/>	9.	Actual Time
<input type="checkbox"/>	10. Planned_time *		<input type="checkbox"/>	<input type="checkbox"/>	<input checked="" type="checkbox"/>		<input checked="" type="checkbox"/>	10.	Plan Time
<input checked="" type="checkbox"/>	11. (Formula)		<input type="checkbox"/>	<input type="checkbox"/>	<input checked="" type="checkbox"/>		<input checked="" type="checkbox"/>	11.	Difference
$(Planned_time - Actual_time_spent)$									
<input type="checkbox"/>	12. Total	Agg_Sum	<input type="checkbox"/>	<input type="checkbox"/>	<input checked="" type="checkbox"/>		<input checked="" type="checkbox"/>	12.	
<input type="checkbox"/>	13.		<input type="checkbox"/>	<input type="checkbox"/>	<input checked="" type="checkbox"/>		<input checked="" type="checkbox"/>	13.	

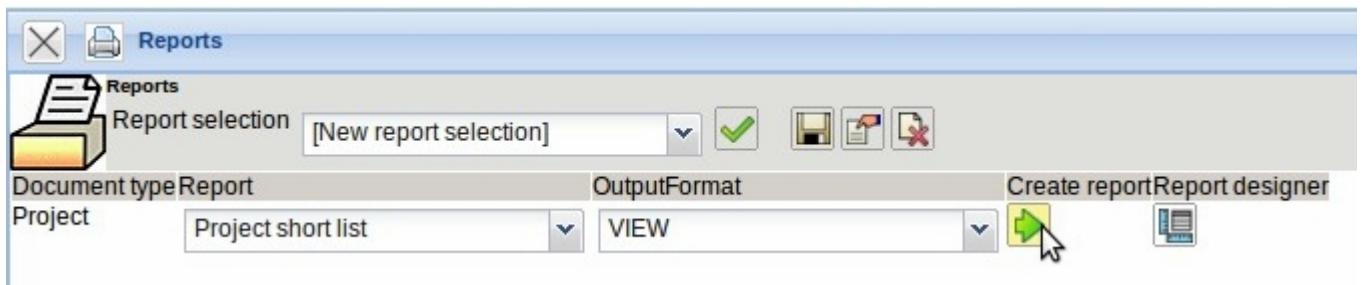
The example report can be directly used after saving...

The screenshot shows the 'Report Project short list' window with the 'Save the document' button highlighted in yellow. The 'Name' field contains 'Project short list'.

... and closing it ...

The screenshot shows the 'Report Project short list' window with the close button (X) highlighted by a mouse cursor. The 'Name' field contains 'Project short list'.

... and then displays ...



... the following chart with all parent projects sorted by "customer":

Number	Description	Planned Begin	Planned End	Customer	Branch	Contact	Offer	Actual Time	Plan Time	Difference	Total
17	Implementation Projectile 3.2	07.12.2009	31.12.2009				0,00	0,00	0,00	0,00	
				Sum			0,00				0,00
10	Introduction Projectile	04.11.2009	11.11.2009	John Green Ltd.	Software		0,00	3,50	0,00	-3,50	
12	Programming Projectile	30.11.2009	09.12.2009	John Green Ltd.	Software		0,00	16,42	50,00	33,58	0,00
				John Green Ltd.			0,00				0,00
3	Introduction Projectile	09.06.2009	31.12.2009	TLC Telecommunications Corporation	Telecommunication	Williams George	105,60	197,17	187,50	-9,67	0,00
6	QM-Module	15.08.2009	16.10.2009	TLC Telecommunications Corporation	Telecommunication	Williams George	0,00	0,00	8,00	8,00	
7	Update Projectile	16.10.2009	30.11.2009	TLC Telecommunications Corporation	Telecommunication	Williams George	0,00	0,00	8,00	8,00	
16	Planning	09.06.2009	30.11.2009	TLC Telecommunications Corporation	Telecommunication	Williams George	0,00	0,00	0,00	0,00	
				TLC Telecommunications Corporation			105,60				0,00
				Sum			105,60				0,00

... continued page 3

From: <https://infodesire.net/dokuwiki/> - **Projectile-Online-Handbuch**

Permanent link: https://infodesire.net/dokuwiki/doku.php?id=en:handbuch:kapitel_3:3.6._fortsetzung_2

Last update: **2019/10/25 14:11**

