

[previous](#) [Home](#) [next](#)

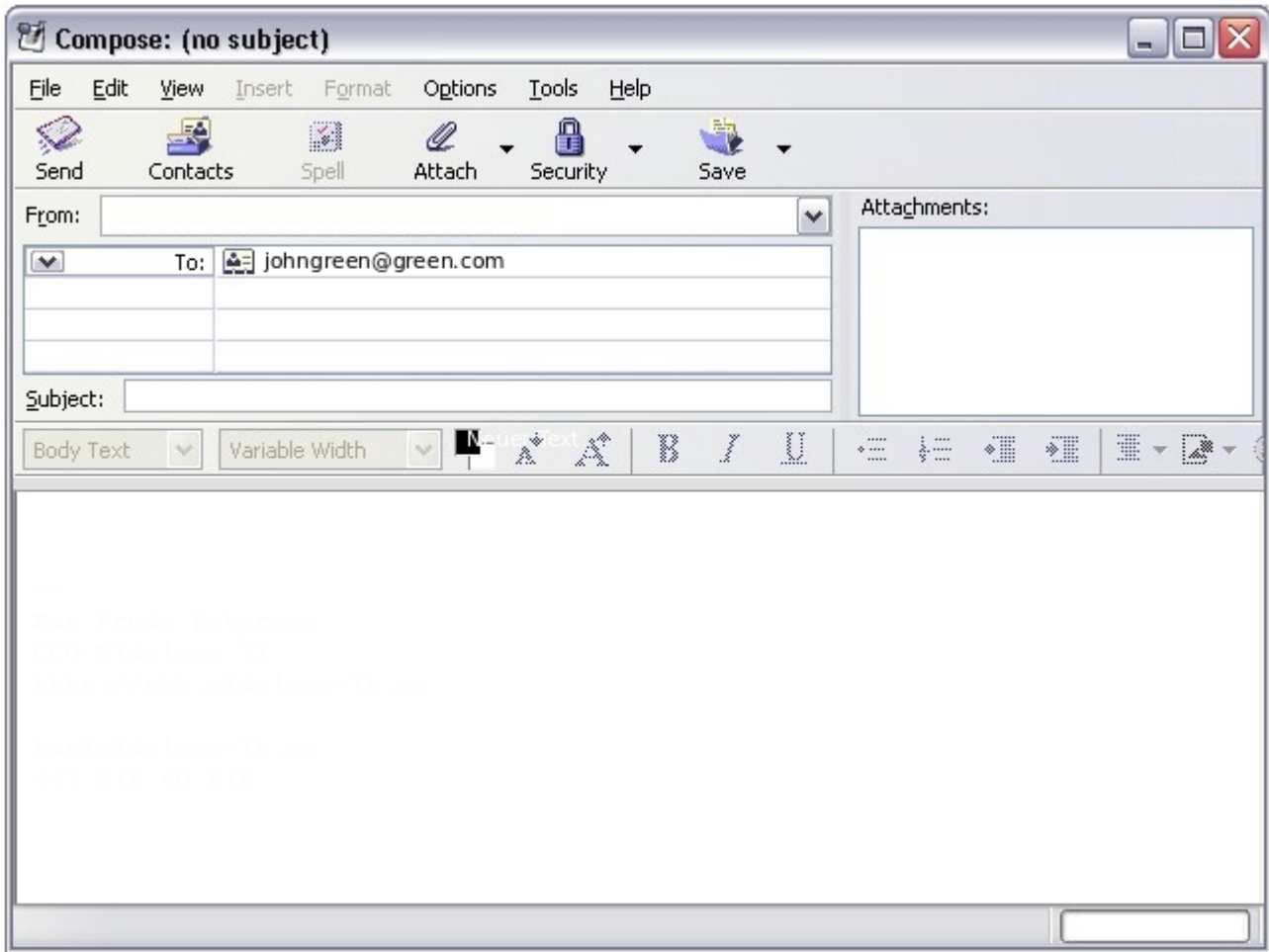
3.04.1 Mailsystem "Mailer" (Continued)

Integration of the Mail System

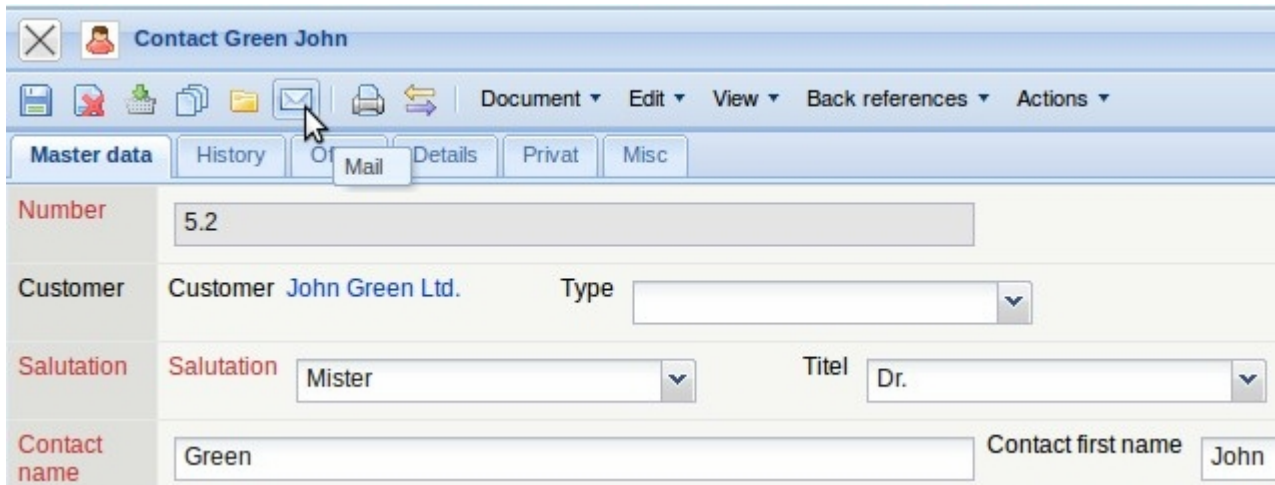
In the contact system, you can use for each contact or contact person either the email link or the mail functionality. The link to the email address ...

The screenshot shows a web-based contact management interface for a contact named 'John Green'. The interface includes a menu bar with options like 'Document', 'Edit', 'View', 'Back references', and 'Actions'. Below the menu are tabs for 'Master data', 'History', 'Office', 'Details', 'Privat', and 'Misc'. The 'Master data' tab is active, showing fields for 'Number' (5.2), 'Customer' (John Green Ltd.), 'Salutation' (Mister), 'Titel' (Dr.), 'Contact name' (Green), 'Contact first name' (John), 'Department', 'Phone number' (020-74008080), 'Fax number' (020-740080805), 'Cell phone number', 'Email' (johngreen@green.com), and 'Note'. A mouse cursor is hovering over a 'mailto:johngreen@green.com' link in the email field, which is accompanied by a green checkmark icon.

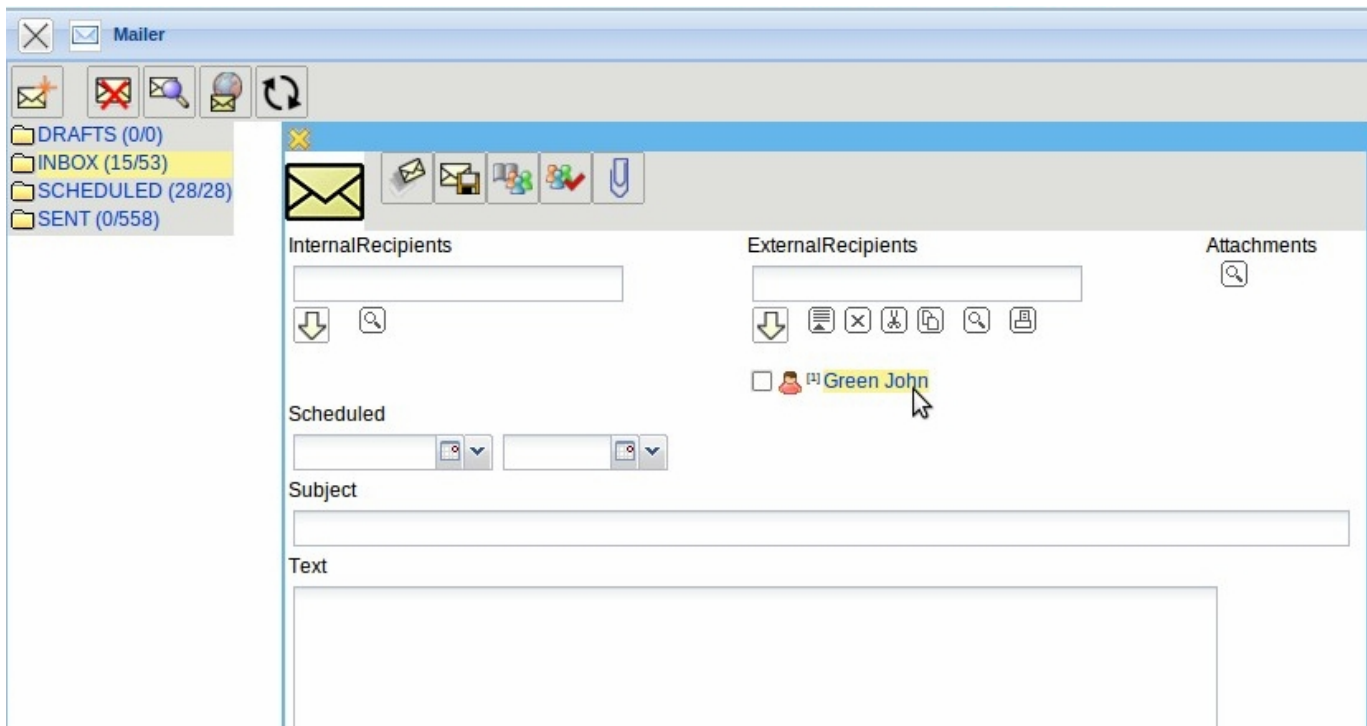
... will open the standard-email-client of the user.



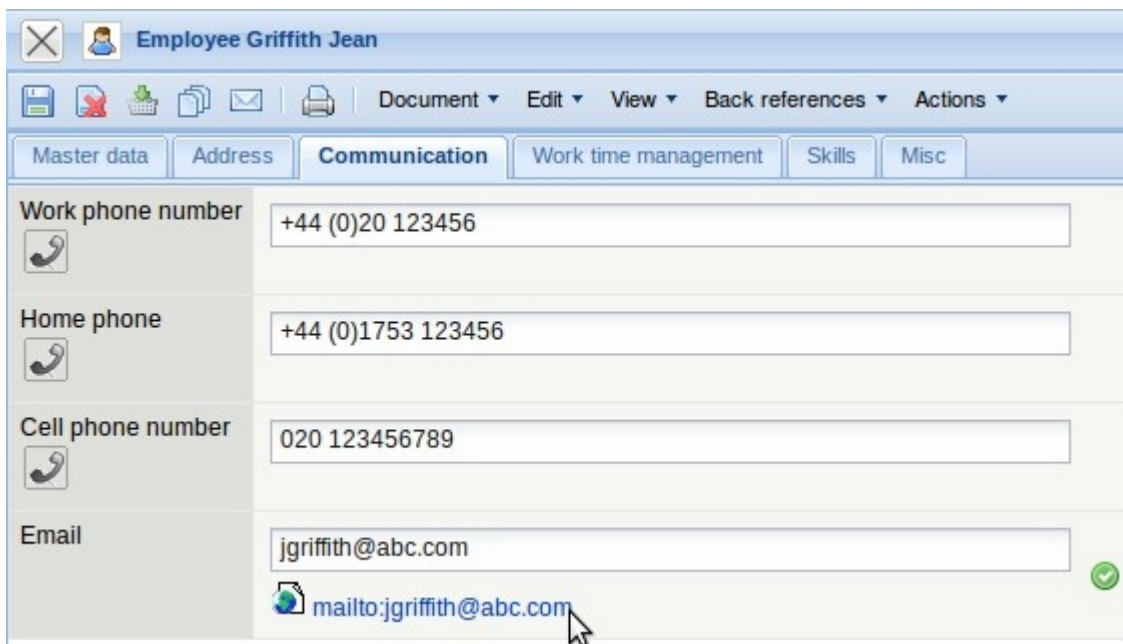
If the optional mail system 'Mailer' is used, it can also be opened from the toolbar of the Mailer ...



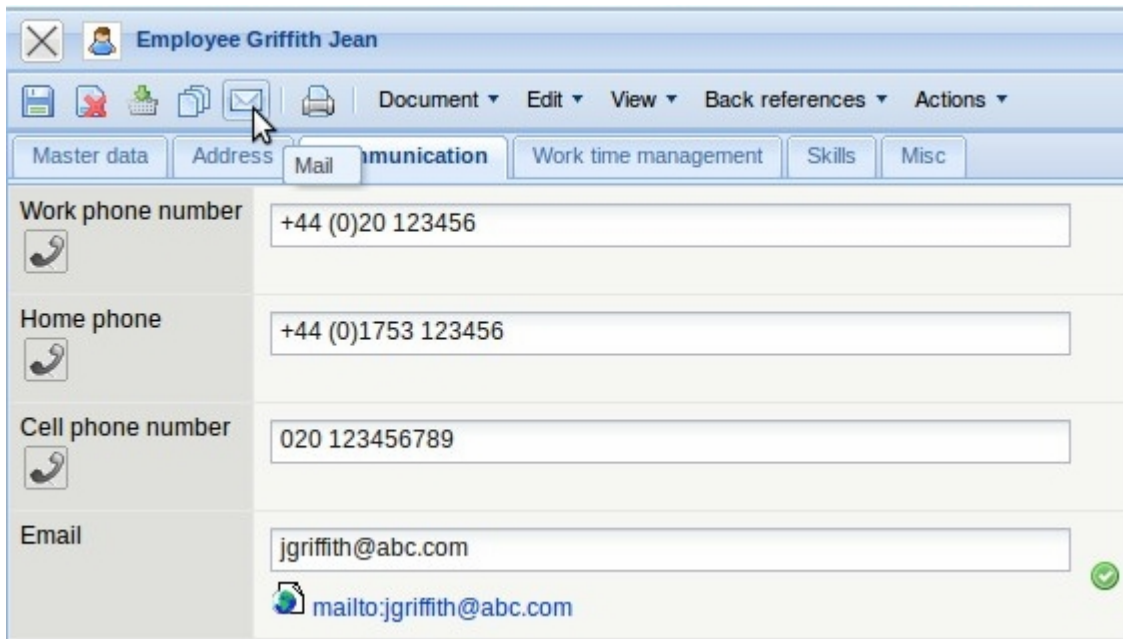
... with the appropriate e-mail address.



In the employee administration, either the e-mail link or the mail functionality can be selected. The link to the e-mail address ...



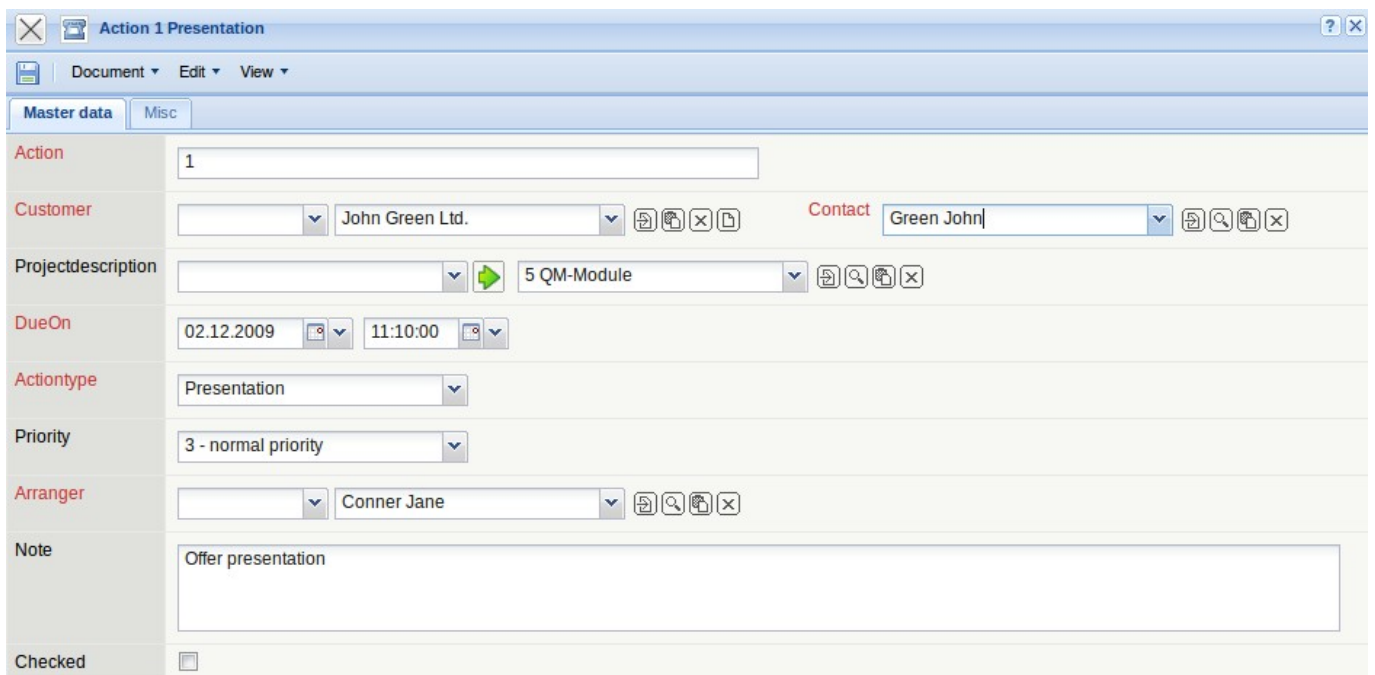
... opens the standard-email-client of the user...



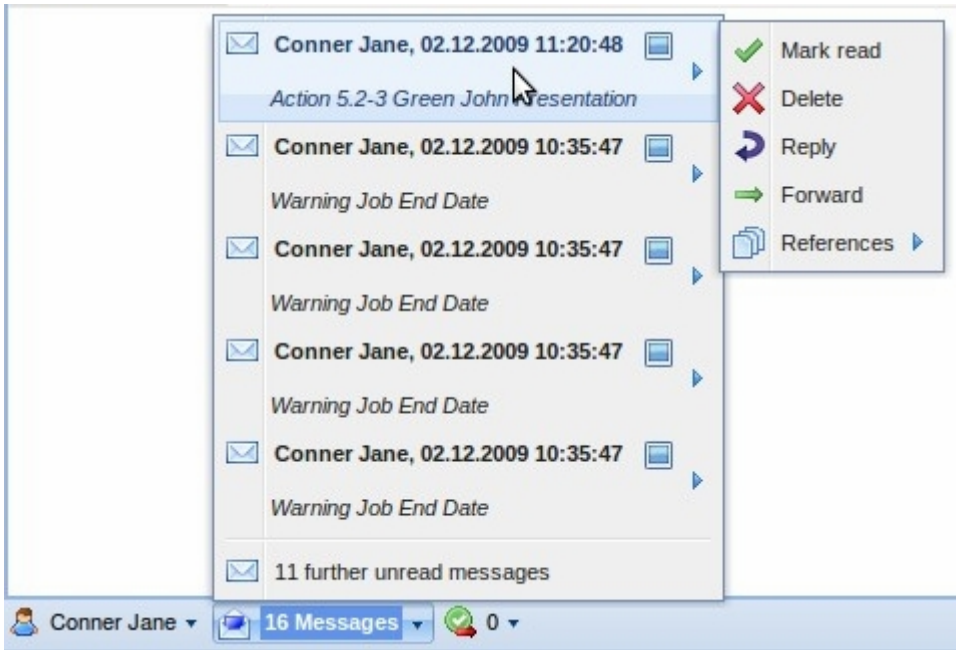
... with the appropriate internal e-mail address.

In the contact system actions for each contact person can be defined. Not completed actions (for example reminders) can be displayed in the system by using mail system at a defined time.

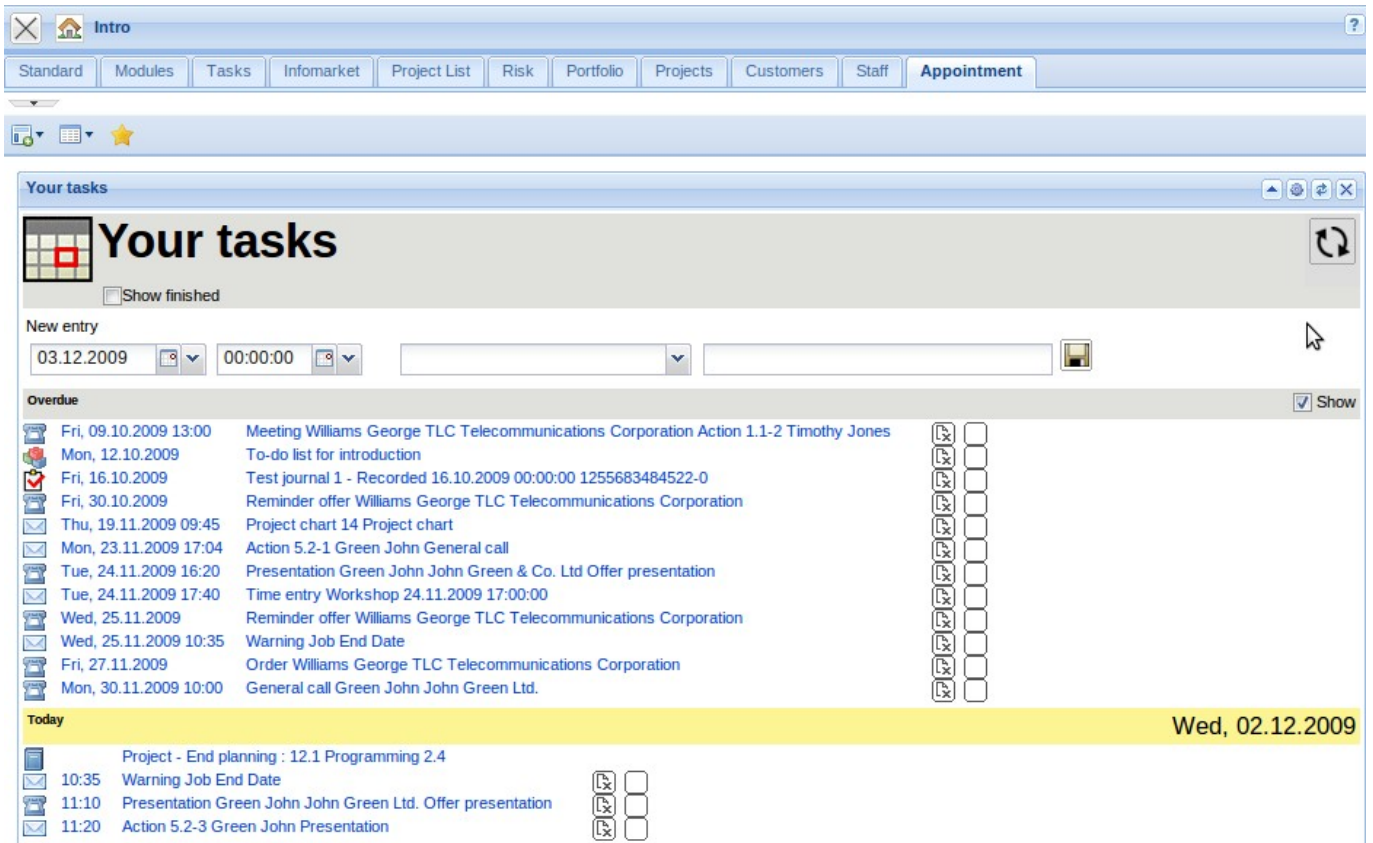
In the example a reminder for the project manager of the customer to 02.12.2009 is defined.



If the optional component Mailer is used, the system generates a reminder notification on the day and of the time for this action automatically ...



... with the appropriate link. The system also creates an entry in the personal calendar (Your tasks).



If the optional component group-calendar is used, this action appears in the group-organizer (here, as an appointment for Peter Schaub on 02.01.2007) and can be opened from here.

	Monday	Tuesday	Wednesday	Thursday	Friday	Saturday	Sunday
CW 49	30.11. Project planning Prototype 10:00 General call: Green John	1.12. 13:00 Presentation: Smith Alice	2.12. 11:10 Presentation: Green John	3.12. Programming	4.12.	5.12.	6.12. second Advent second Advent
CW 50	7.12. Illness	8.12. 10:00 - 12:00 General call Prototype 4.5	9.12.	10.12. Meeting CONSULT GmbH Hamburg	11.12. Holiday	12.12.	13.12. third Advent
CW 51	14.12.	15.12.	16.12. 09:00-12:00 conference marketing strategy	17.12.	18.12.	19.12.	20.12. fourth Advent
CW 52	21.12.	22.12. 13:00 Presentation: Smith Alice	23.12.	24.12. Christmas Day	25.12. first Christmas Day	26.12. second Christmas Day	27.12.
CW 53	28.12.	29.12.	30.12.	31.12.	1.1. New Years Day	2.1.	3.1.

From: <https://infodesire.net/dokuwiki/> - **Projectile-Online-Handbuch**

Permanent link: https://infodesire.net/dokuwiki/doku.php?id=en:handbuch:kapitel_3:3.04.1_mailsystem_mailer_fortsetzung1

Last update: **2019/10/25 14:11**

