

[previous](#) [Home](#) [next](#)

3.03 Forms and Form Elements (continued 1)

The forms consists of several fields, which can contain data type 'text', numbers, boolean values, date/time, the list of values and links to other forms. Currently, the following fields or element types are available:

Write-Protected Fields

Write-protected fields are for example with key fields (sort key of the data record...

Project number	Number	<input type="text" value="1"/>	Status	Closed live
----------------	--------	--------------------------------	--------	-------------

...left (left to other documents, here to a project)...

Parent project	1 Introduction Projectile
----------------	---

Parent project	1 Introduction Projectile
----------------	---

... and with input data, which should not be changed (for example status information).

Status	Closed live
--------	-------------

Editable Fields (single or multi-line):

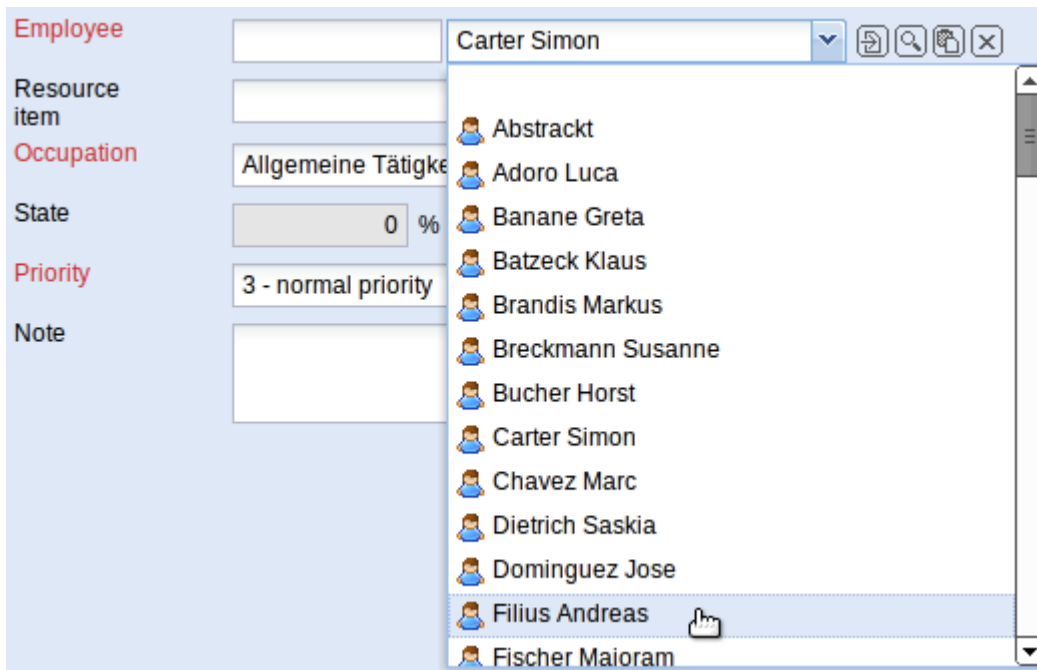
Description	<input type="text" value="Introduction Accounting"/>
-------------	--

ComboBoxes (Selection-Boxes) with Contents of the Documents or Collections:

Selection boxes (ComboBoxes) are filled out either through Projectile-data (as here with employee) or they are use from the Collections (see administration guideline).

Employee	<input type="text"/>	<input type="text" value="Carter Simon"/>	<input type="button" value="v"/>	<input type="button" value="🔍"/>	<input type="button" value="🗑"/>	<input type="button" value="✕"/>
----------	----------------------	---	----------------------------------	----------------------------------	----------------------------------	----------------------------------

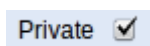
These Combo-Boxes (Selection-Boxes) contain all the employees (or all active employees according to configuration) and they are listed alphabetically.



By using the link-functionalities it can be linked directly to the selected document. With . . . all data records of the type is displayed and they can be transferred as single-selection or as ComboBoxes. With . . . copied data records of the same type can be inserted and with . . . the assigned data record (input in the combo-box/selection-box) can be removed.

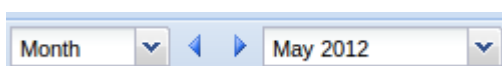
Checkboxes for Displaying Boolean Value:

The checkboxes have two conditions: true (check mark) or false (empty). In the example the attribute 'Private' is given.



Date Elements

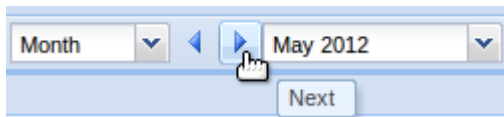
The month elements contain (besides the possibility to enter the date manually) four further functionalities:



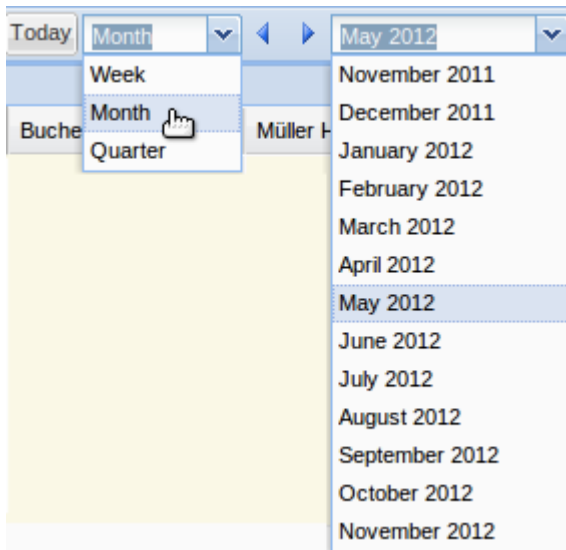
One month back ...



... and scroll one month ahead.



To set the current month ...



... as field content and to activate the calendar element.



In the calendar element you can scroll one month ahead or one month back (inner arrows) or a year ahead or a year back (outer arrows).

By clicking again on the calendar element, it will be closed.

Time fields with Information about Hours and Person Days:

With this type of fields, the entry can be done either by hours (h) or by person days (Pd). After saving the document the missing value is completed.

Target time	<input type="text" value="8:00"/> h	<input type="text" value="2"/> Pd
Estimated time	<input type="text"/> h	<input type="text"/> Pd

Here the estimated time/effort can be entered in person-days (2 Pd) and ...

Estimated time h Pd

... after saving, the system completes the entry in hours (here 4pm/16:00)

Estimated time h Pd

If the time/effort has to be entered in hours, the system completes the number of person days after saving the document.

Currency Fields (if necessary with details in the local currency and the second currency):

With this type of fields the entry can be made either only in the local currency (here EURO) ...

Net amounts Amount EUR Original currency amount Original currency US-Dollar

... or the entry can be made in the local and second currency (here EUR and US Dollar).

In the example the second currency is changed into US Dollar (USD), the amount of 100 USD is entered and after saving the document the missing value ...

 EUR, Original currency amount , and Original currency EURO."/>

Receipt 160

Document Edit View Back references

Receipt 160

Cost Travel costs

Description Taxi

Employee Carter Simon

Project EP Implementation Projectile

Date 29.05.2012

Payment Method

Travel


Net amounts Amount EUR Original currency amount Original currency EURO

... completed (the local currency EUR).

Net amounts Amount EUR Original currency amount Original currency EURO

This functionality can be also used throughout the system for all currency fields. The local and the second currency is administrated in the document configuration. The option second currency is in administration → system (see also administration guideline).

... continued page 2



From:

<https://infodesire.net/dokuwiki/> - **Projectile-Online-Handbuch**

Permanent link:

https://infodesire.net/dokuwiki/doku.php?id=en:handbuch:kapitel_3:3.03_masken_und_maskenelemente_fortsetzung

Last update: **2019/10/25 14:11**

